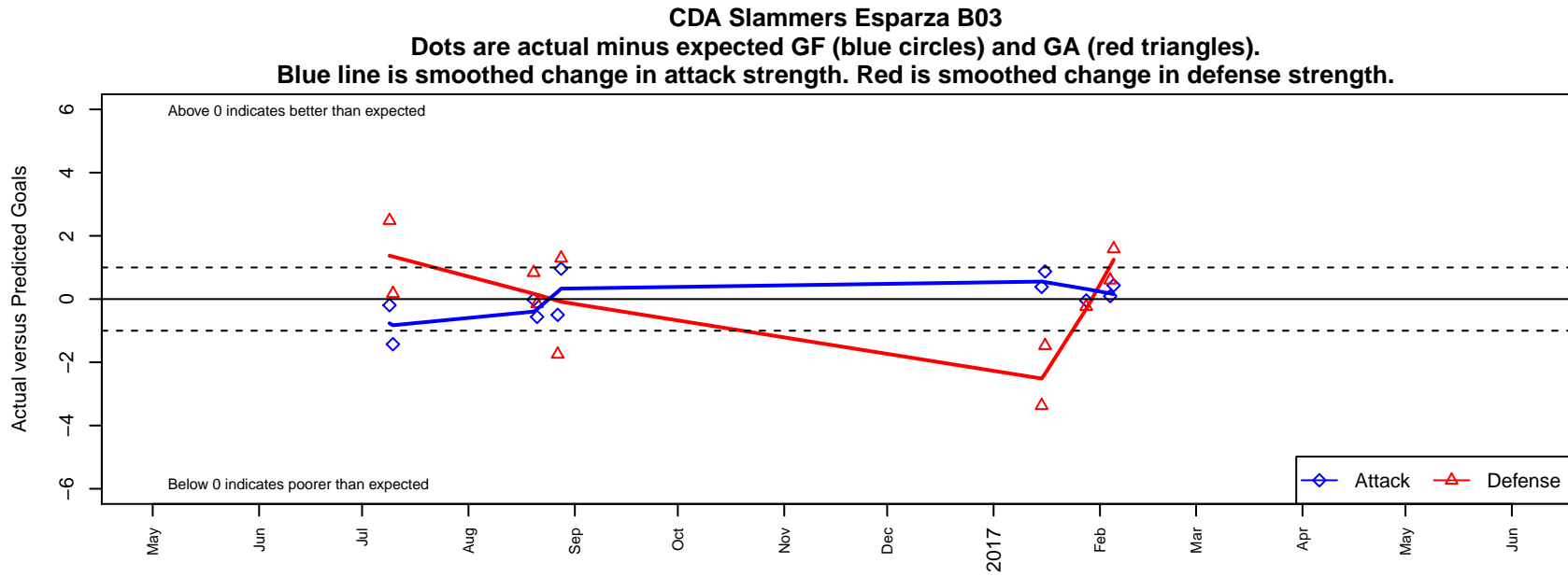


CDA Slammers Esparza B03

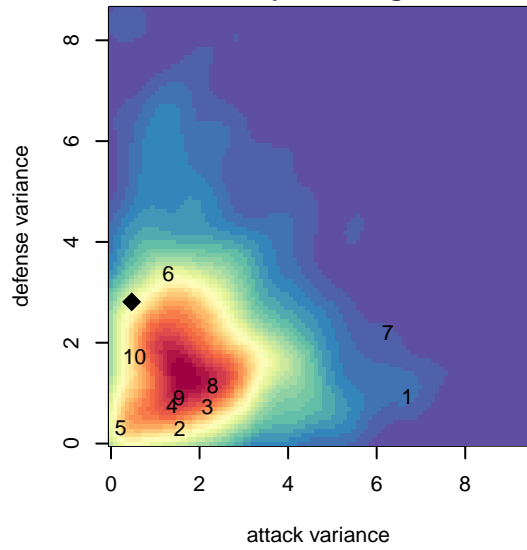
, CAS
B03 total strength=1662
attack=30.48 defense=12.88

alt names used:
CDA Slammers FC B03 Esparza

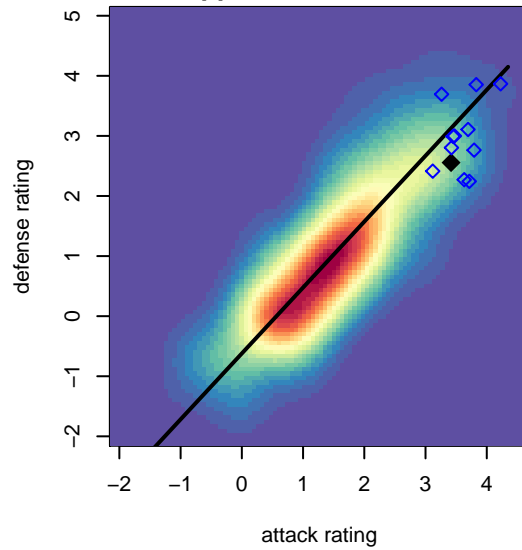
Venues played:
2016 FWRL CAS B03



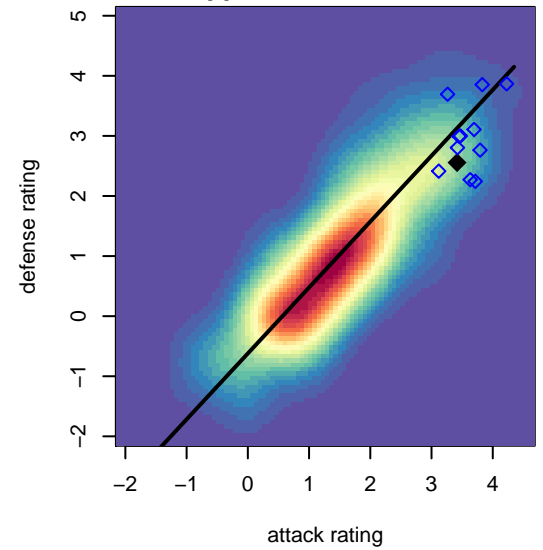
**attack and defense variance (black dot)
relative to other teams
and top 10 in region**



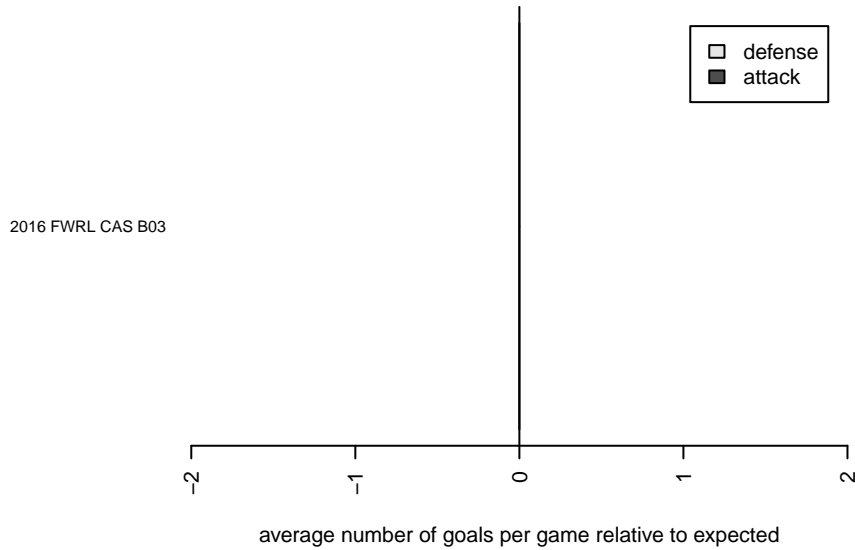
**attack and defense rating
relative to others at age
and all opponents in last 13 months**



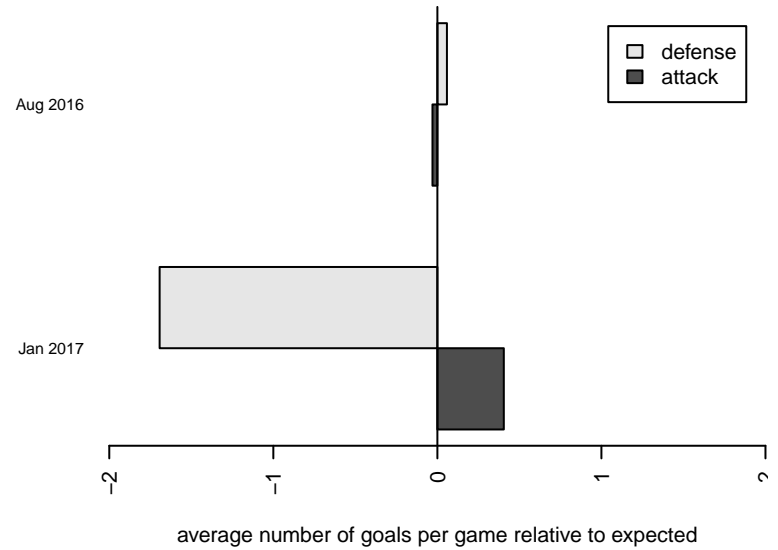
**attack and defense rating
relative to others at age
and all opponents in last 13 months**



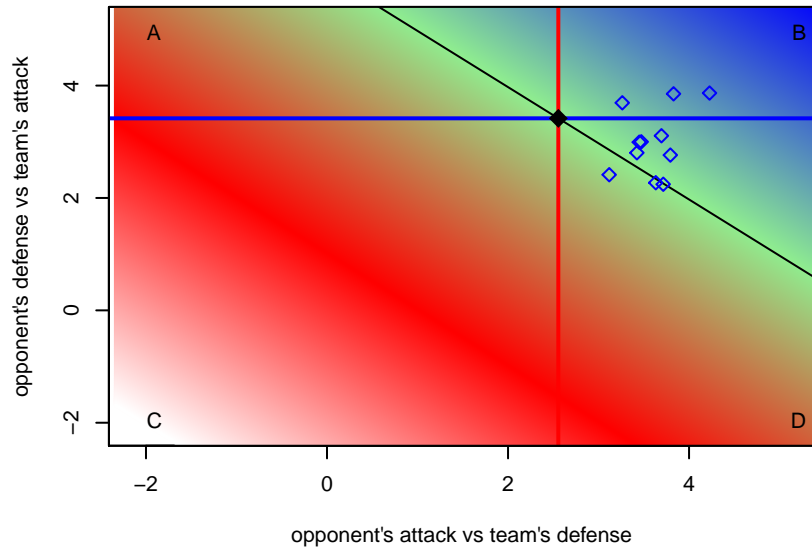
Performance relative to 13 month average



Performance relative to 13 month average



Distribution of opponents
 Red = Lose zone, Blue = Win zone, Green = Even
 Black line separates win/lose zones



lot. A=Neither has attack advantage, B=Opponent has both attack and defense advantage, C=Opponent has both attack and defense disadvantage, D=Both have

date	home		away		venue	pred.home	pred.away
2017-02-05	CDA Slammers Esparza B03	1	CDA Slammers Black B03	4	2016 FWRL CAS B03	0.57	5.59
2017-02-04	CDA Slammers Esparza B03	3	Strikers FC South Coast B03	2	2016 FWRL CAS B03	2.91	2.60
2017-01-28	CDA Slammers Esparza B03	2	Xplosion SC B03	3	2016 FWRL CAS B03	2.04	2.76
2017-01-16	CDA Slammers Esparza B03	2	West Coast FC B03	4	2016 FWRL CAS B03	1.13	2.53
2017-01-15	LA Galaxy San Diego Elite B03	5	CDA Slammers Esparza B03	1	2016 FWRL CAS B03	1.63	0.61
2016-08-28	CDA Slammers Esparza B03	4	LA Galaxy South Bay Elite B03	0	2016 FWRL CAS B03	3.04	1.29
2016-08-27	Oxnard United SC B03	5	CDA Slammers Esparza B03	0	2016 FWRL CAS B03	3.25	0.50
2016-08-21	FRAM Premier B03	3	CDA Slammers Esparza B03	2	2016 FWRL CAS B03	2.85	2.56
2016-08-20	CDA Slammers Esparza B03	1	TFA California B03	2	2016 FWRL CAS B03	1.02	2.84
2016-07-10	San Diego SC Academy Navy B03	2	CDA Slammers Esparza B03	0	2016 FWRL CAS B03	2.17	1.43
2016-07-09	Los Angeles United FA Academy Reserve B03	0	CDA Slammers Esparza B03	1	2016 FWRL CAS B03	2.48	1.19